



# Cleveland Metropolitan Schools

Welcome to Educational Learning Environments Meeting the Academic Needs of Today's Students:

## A Blueprint for Inspiring Literacy Growth for Today's Students



Great Teachers • Great Leaders • Great Schools

# Cleveland Metropolitan Schools

Working together:

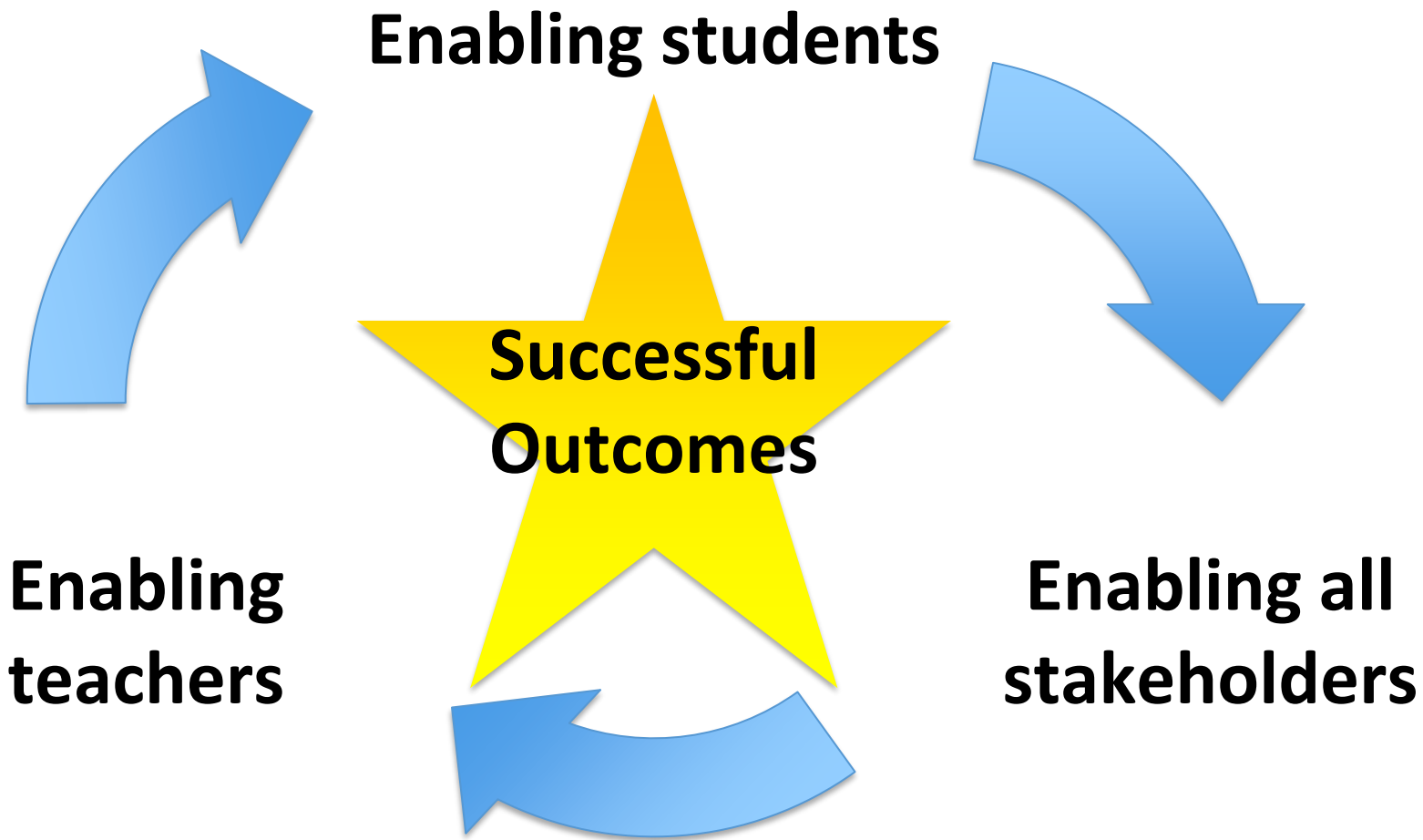
- Right leadership
- Right partnerships
- Right curriculum
- Right technology
- Right infrastructure



# Cleveland Metropolitan Schools



Great Teachers • Great Leaders • Great Schools





# Cleveland Metropolitan Schools

- iLit Pilot opportunity
  - Timeline: 1 year (6 months to plan; 6 months to execute)
- 4 Schools
- 12 Classrooms
- 320 total students
- 14 students per wireless access point and infrastructure
  - Estimated 20MB per student
  - Exceeding the new E-Rate modernization standard





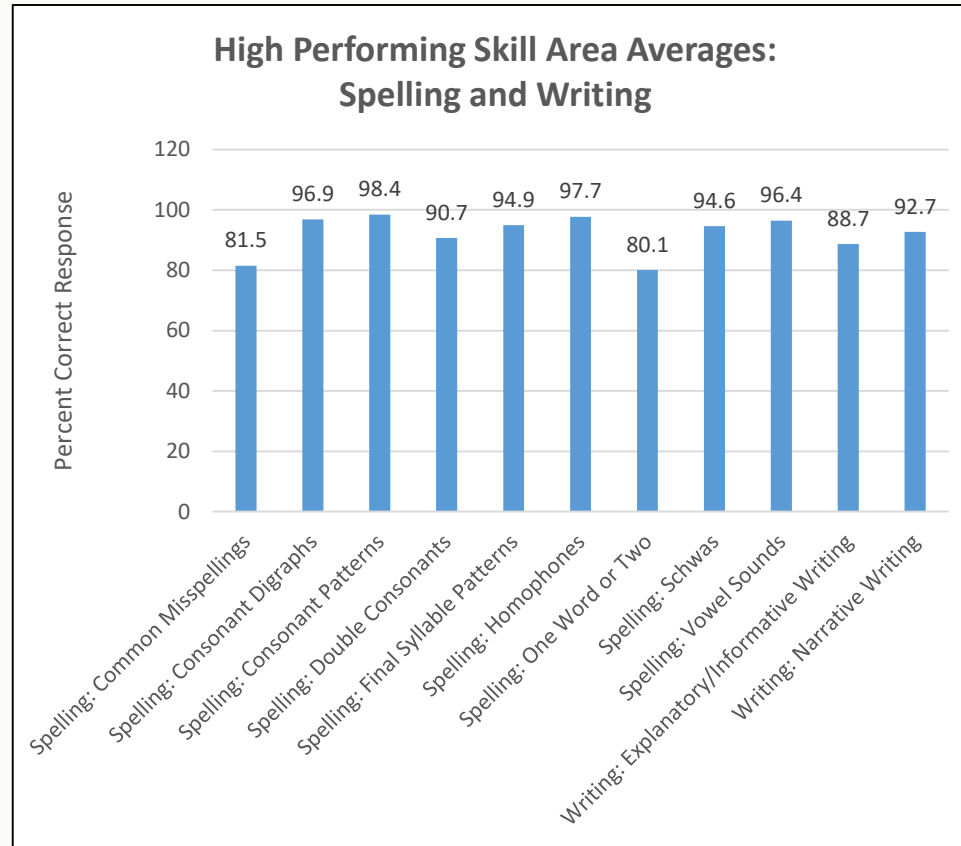
**Cleveland Metro School District**

Cleveland Metro School District began implementing iLit on October 5, 2015. E=8<sup>th</sup> grade F= 9<sup>th</sup> Grade G=10<sup>th</sup> grade (reading levels) iLit45= 45 min iLit90 =90min program

School	Product	Teacher	Level
Design Lab Early College	iLit 45	Sherri Maclin	E
Design Lab Early College	iLit 90	Jeremy Gill	F
Design Lab Early College	iLit 90	Rosemary White	F
Design Lab Early College	iLit 90	Jeremy Gill	G
Design Lab Early College	iLit 90	Shawntel Bailey	G
Ginn Academy	iLit 90	Angeliace Shields	F
Ginn Academy	iLit 90	Melissa Swedlow (2 sections)	F
Ginn Academy	iLit 90	Angelique Shields (2 sections)	G
Facing History	iLit 90	Catina Mitchell	F G
Facing History	iLit 90	Rosemarie Ziegler	F G
New Tech East	iLit 90	Cora German (2 sections)	F
New Tech East	iLit 90	Danielle Clement	G



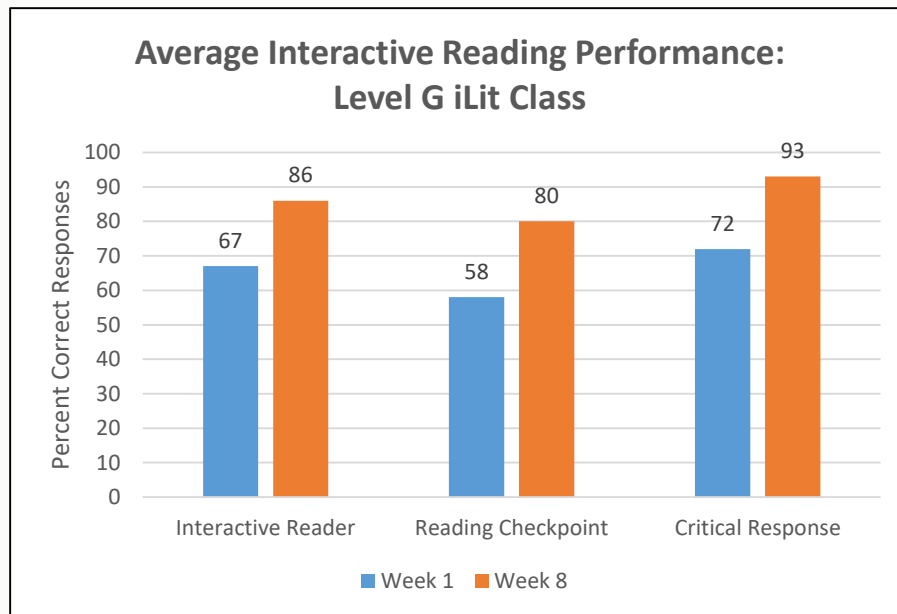
High Performing Skill Area Averages (Above 75%) across all iLit Classrooms in Cleveland Metro School District







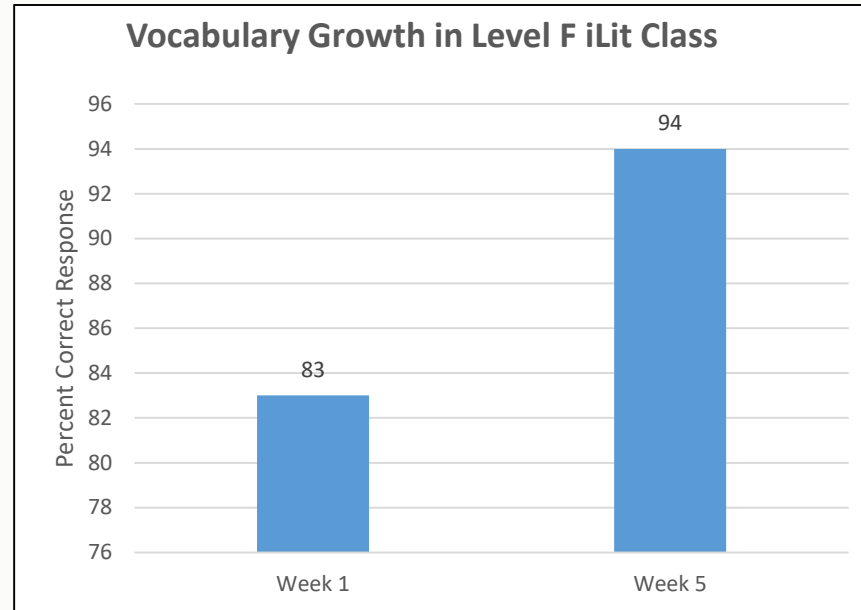
Interactive Reader Performance  
Design Lab Early College



- Interactive Reader (what's assigned to each reader based on reading level) assignments, including Reading Checkpoints (comprehensive portion) and Critical Response ( using text to respond & synthesize what they learned) tasks, provide information about students' reading comprehension skills.
- Students in Level G iLit class at Design Lab Early College demonstrated growth in their ability to successfully complete these tasks, including an average 19% increase overall on Interactive Reader assignments, between Week 1 and Week 8 of iLit implementation.



Vocabulary Performance  
Facing History School

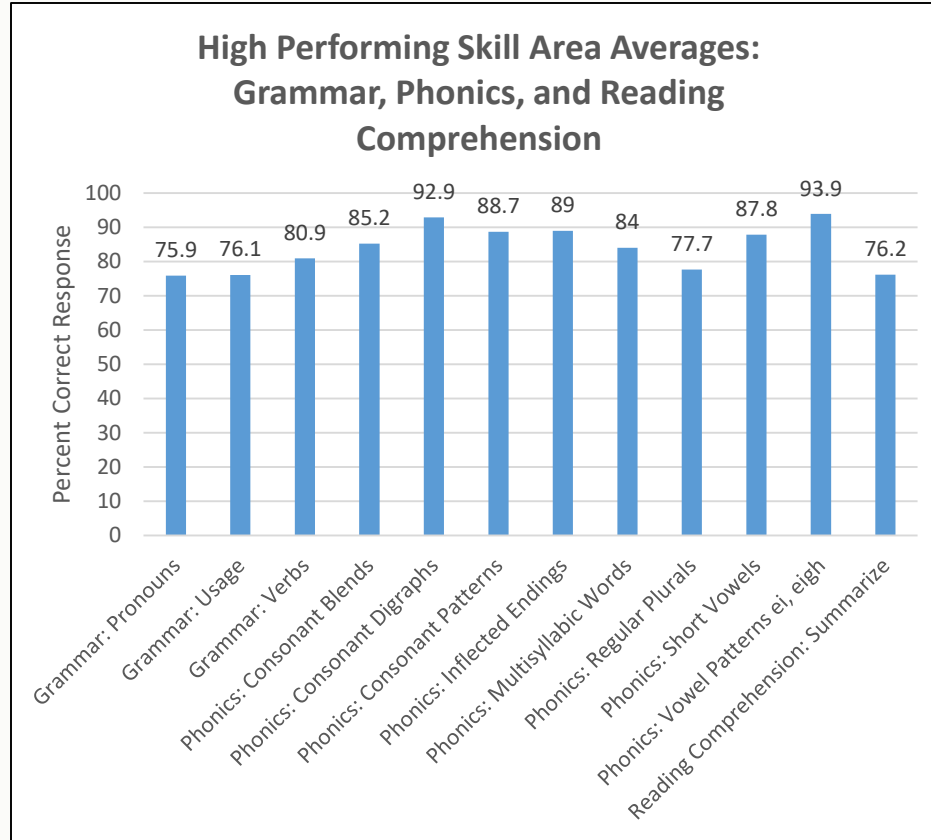


- Vocabulary assignments, including Vocabulary Study Plans and Word Slam activities, provide information about students' vocabulary skills.
- Students in Catina Mitchell's Level F iLit class at Facing History School demonstrated growth in their ability to successfully complete these tasks, including an average 11% overall increase between Week 1 and Week 5 of iLit implementation.



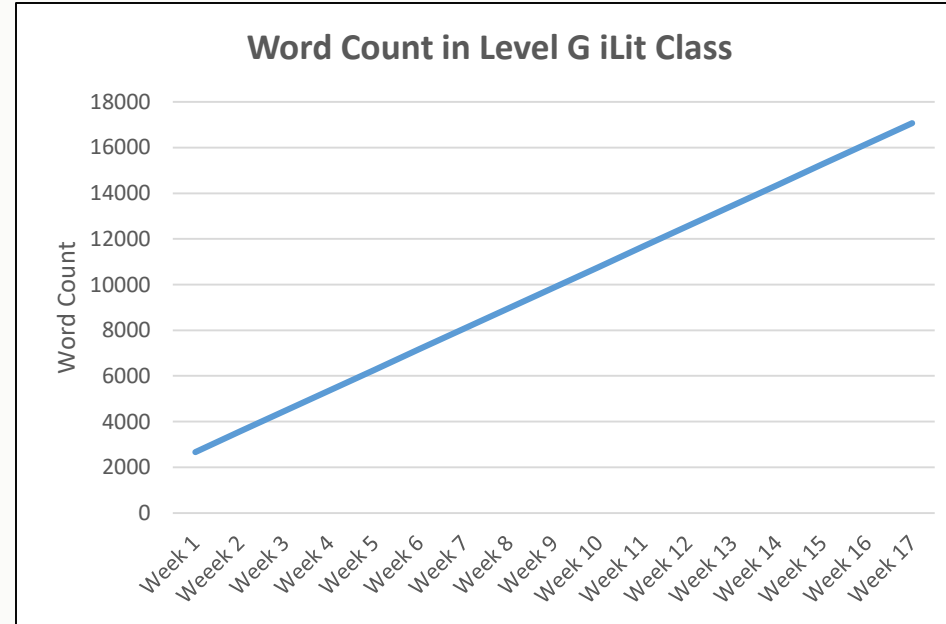


High Performing Skill Area Averages (Above 75%) across all iLit Classrooms in Cleveland Metro School District





Sample Word Count Data  
New Tech East



Word count is one indicator of student engagement. During the first 17 weeks of iLit implementation, students in Level G iLit class at New Tech East independently read a total of 17,070 words.



# Cleveland Metropolitan Schools



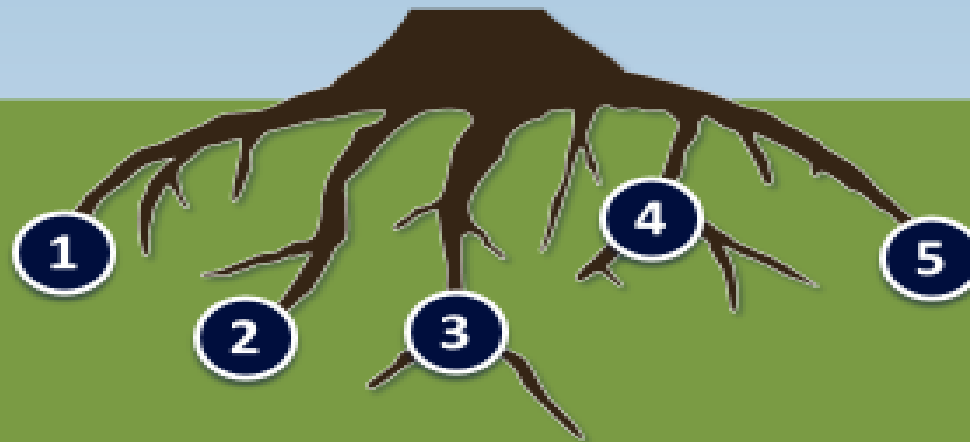
Great Teachers • Great Leaders • Great Schools





## Root Issues (Trends)

1. 32% of our student population has been identified for special education
2. Reading scores reflect 75% of our students read two to three grade levels below their same age peers
3. In a recent survey of students that participated in the pilot only 9% had technology other than a phone in their home
4. Test scores show 84% of the students struggled with Informational text
5. Test scores show 89% of students struggled in the area of reading comprehension





# Cleveland Metropolitan Schools



Great Teachers • Great Leaders • Great Schools





## Who Participated:

One Intervention Specialist and One General Education Teacher

- 52- 9<sup>th</sup> grade students (23% were special education students)
- 16- 10<sup>th</sup> grade students (100% were special education students)
- 48- 11<sup>th</sup> grade students (15% were special education students)







# Cleveland Metropolitan Schools

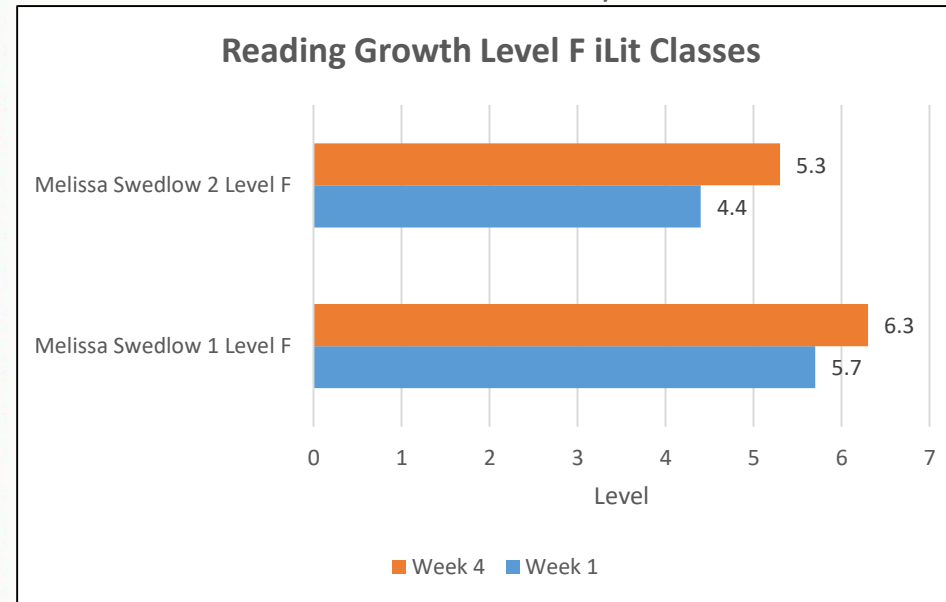


Great Teachers • Great Leaders • Great Schools





Reading Growth Sample  
Ginn Academy



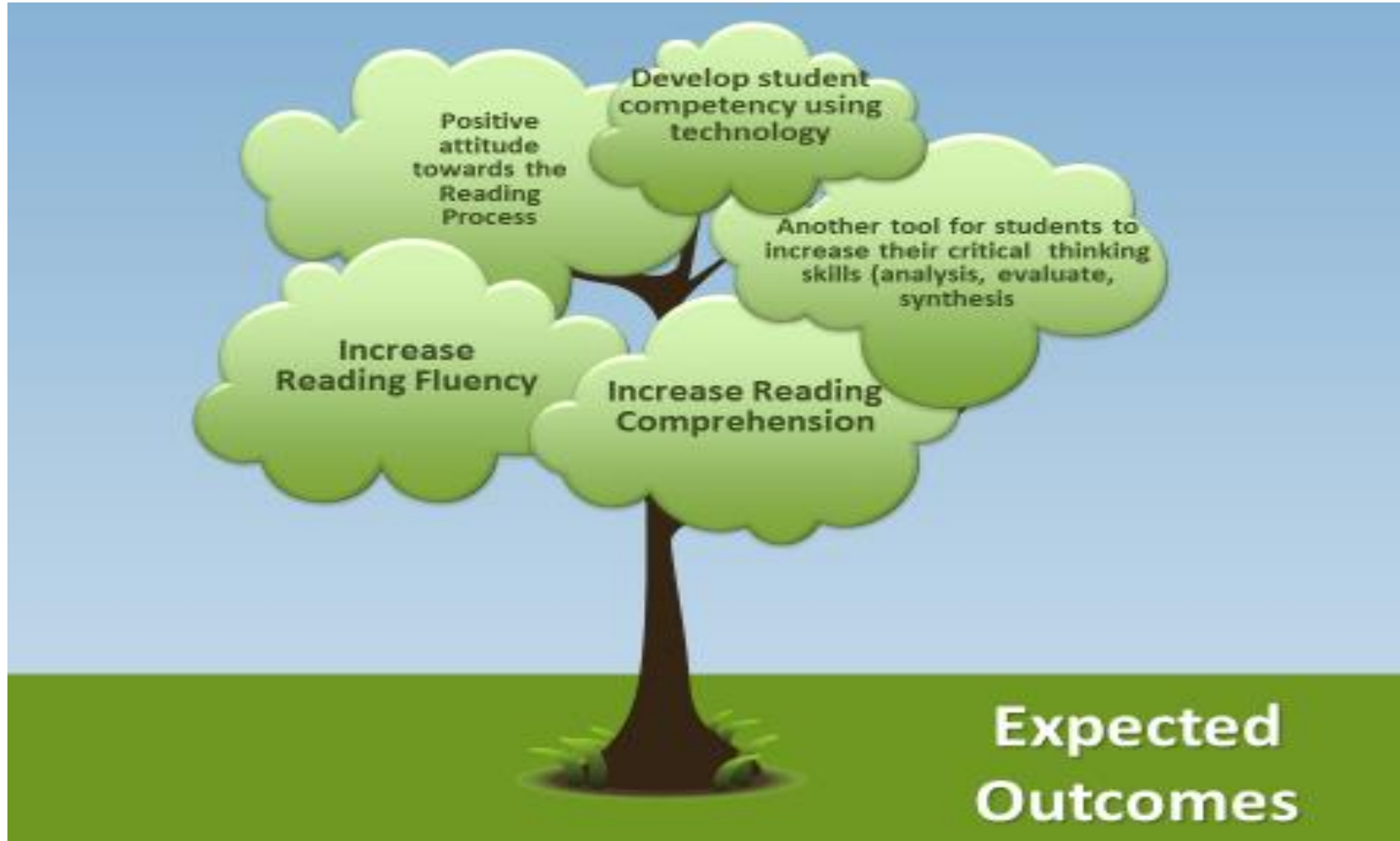
Students in Level F Section 1 iLit class at Ginn Academy demonstrated an average increase of .6 grade levels in reading growth between Week 1 and Week 4 of the current school year. Students in Level F Section 2 iLit class demonstrated an average increase of .9 grade levels of reading growth during this same time period.



# Cleveland Metropolitan Schools



Great Teachers • Great Leaders • Great Schools





# Cleveland Metropolitan Schools

Great Teachers • Great Leaders • Great Schools

## Thank You

